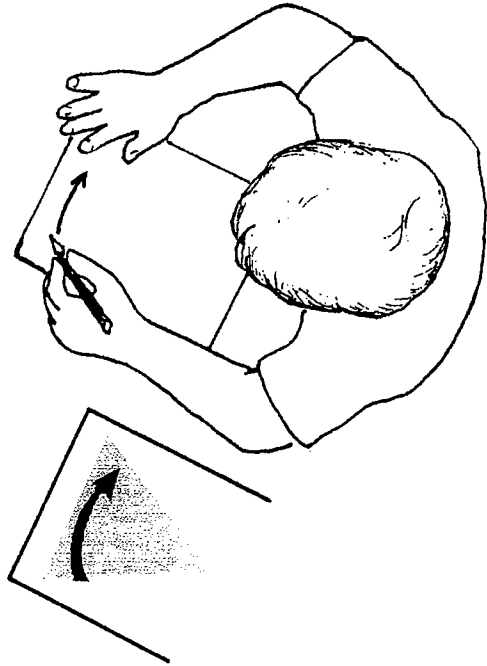
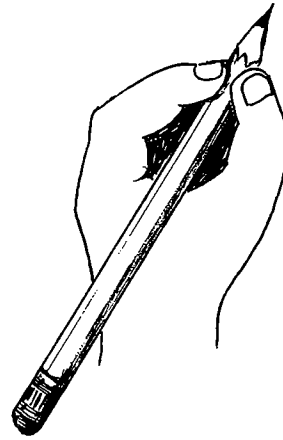


Suggested Pencil Grip and Posture

Left-Handed Students

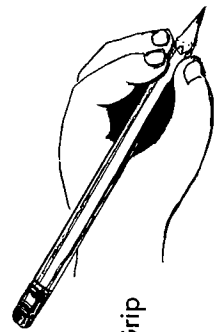


Place the top left corner of the paper higher for left-handed students.



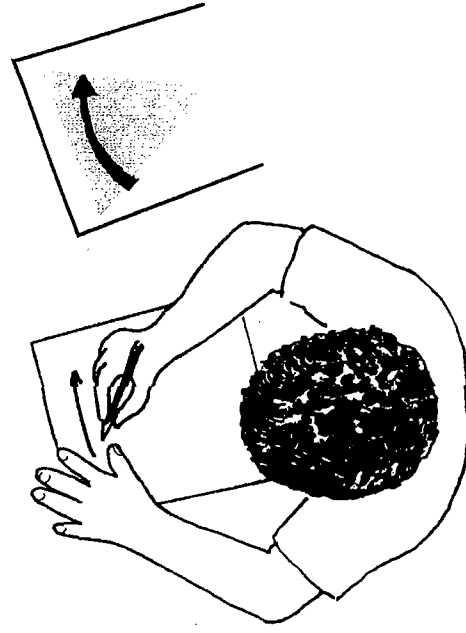
Place the pencil between the thumb pad and index finger pad. The pencil rests on the middle finger. The eraser points back toward the shoulder of the writing hand.

Alternate Grip



An alternate grip is a pinch with the thumb and two fingers. The pencil rests on the ring finger.

Right-Handed Students



Place the top right corner of the paper higher for right-handed students.



Alternate Grip

